



DEUS RRC PRIVATE LIMITED

Manufacturer Of: Wire Wound Resistor - Ceramic Encased Resistor – Dynamic Breaking Resistor - Load Bank

APR - ALUMINIUM HOUSED DYNAMIC BRAKING RESISTOR



✓ Non-Inductive types available

The DEUS DBR series are range of Metal encased, dynamic braking resistors. These resistors are economical and compact. This series resistors offer excellent load life stability. Power dissipation of up to 4000W is available in this series. Assemblies of these resistors to achieve higher powers, can be done with ease.

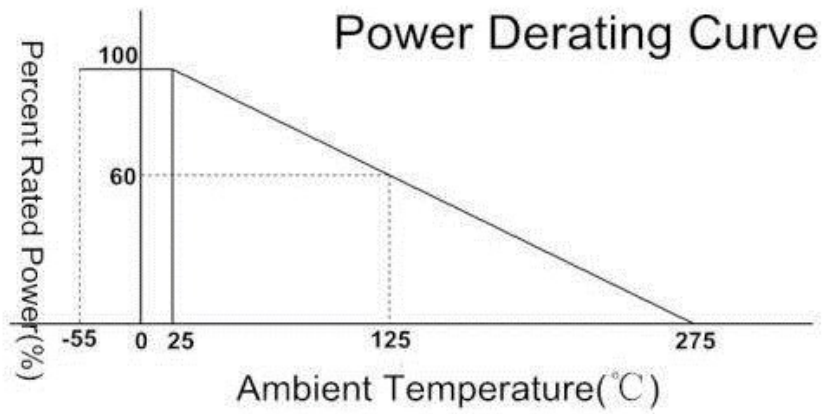
FEATURES:

- ✓ Excellent Electrical stability, reliability and mechanically very rigid.
- ✓ Suitable for harsh environment.
- ✓ Termination style can be UL Approved Cables or Flat terminals for Screw fixing.
- ✓ Custom terminations & Vertical mounting arrangements possible.
- ✓ Excellent anti-vibration capability.

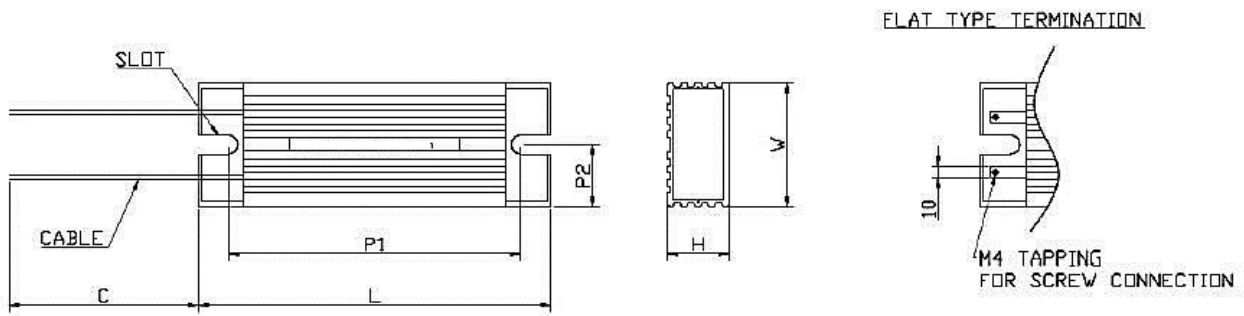
PERFORMANCE CHARACTERISTICS

Characteristics	Condition	Compliance
Tolerance	For Values less than 1Ω For Values greater than 1Ω	± 5% to ±10% ± 1% to ±10%
Temperature Co-efficient		±200 PPM/°C max
Insulation Resistance	Dry/Normal	20MΩ min.
Endurance	1.5Hrs ON, 0.5Hrs OFF for 500Hrs @Room Temperature	$\Delta R < \pm(5\% + 0.05\Omega)$
Short Term Overload	≤80W - 5 x Rated Power for 5sec >80W - 10 x Rated Power for 5 sec	$\Delta R < \pm(2\% + 0.05\Omega)$
Operating Temperature	-25°C to 250°C	
Humidity	40°C, 90% Rh, 240Hrs	$\Delta R < \pm(3\% + 0.05\Omega)$
Dielectric Strength	2000VAC 50Hz for 5second	No Breakdown or Flashover

ELECTRICAL CHARACTERISTICS




RESISTANCE RANGE AND DIMENSIONAL DETAILS



Series	Max. Continuous Power (W) (on Heat sink)	Max. Continuous Power (W) (Without Heat sink)	Resistance Range	L	W	H	C	P1	P2	WEIGHT IN KG
DBR-80W	80	70	1Ω-10KΩ	135	38	25	290	113	19	0.200
DBR-100W	100	75	1Ω-10KΩ	165	38	25	290	143	19	0.237
DBR-120W	120	90	1Ω-10KΩ	190	38	25	290	168	19	0.275
DBR-150W	150	115	1Ω-10KΩ	215	38	25	290	193	19	0.354
DBR-200W	200	120	1Ω-10KΩ	165	63	33	290	137	32	0.542
DBR-300W	300	155	1Ω-10KΩ	215	63	33	290	187	32	0.733
DBR-400W	400	200	1Ω-10KΩ	265	63	33	290	237	32	0.928
DBR-500W	500	265	1Ω-10KΩ	215	80	40	290	187	40	1.000
DBR-800W	800	345	1Ω-10KΩ	265	80	40	290	237	40	1.335
DBR-1000W	1000	445	1Ω-10KΩ	330	80	40	290	302	40	1.600
DBR-1200W	1200	565	1Ω-10KΩ	400	80	40	290	372	40	2.000
DBR-1500W	1500	725	1Ω-10KΩ	495	80	40	290	467	40	2.500
DBR-2000W	2000	800	1Ω-10KΩ	400	60	90	290	372	20	3.000
DBR-2500W	2500	895	1Ω-10KΩ	500	60	90	290	472	20	3.855
DBR-3000W	3000	1125	1Ω-10KΩ	550	60	90	290	526	20	4.250
DBR-4000W	4000	1800	1Ω-10KΩ	600	60	90	290	572	20	4.306

MOUNTING INSTRUCTION:



Acceptable Orientation

Warning : Do not mount unit with leads pointing upwards



DEUS RRC PRIVATE LIMITED

Manufacturer Of: Wire Wound Resistor - DBR - Load Bank – Ceramic Encased Resistor
Plot No. 4319, Phase IV, G.I.D.C., Vatva, Ahmedabad - 382445